User Manual

DashCam S300

Dear customer, thank you for choosing our product. Please read this guide carefully before using your device.

Operating instructions

Step 1: Download the Sieco DashCam App.
Available on Google Play or App Store.
Download the Sieco Dashcam app to link your mobile device to the S300.
Through the App you can view, play and configure the camera.

Installation:

Installation is very simple, follow the procedure described below:
1. The S300 cable has a connector to divide the cable into two halves. This is designed to be able to easily install the camera on the windshield and pass the other end, from the vehicle's fuse box, to the camera cable connector.
2. The cable that connects to the fuse box has three points which are detailed below:
Yellow: Positive +12V
Red: Positive at ignition point
Black: Negative or Vehicle ground.

Note: If you want to test with an external 12VDC source, can join Red and Yellow wires and connect them to the Positive of the source. The remaining Black wire will be connected to the Negative of the source. After installing the S300, when the vehicle is started, the DashCam will be activated.

Procedure for linking the S300 to the Mobile app.

1. Download and install the Sieco Dashcam App.
2. Launch the Sieco Dashcam App, then open the Wifi connections on your mobile device. Search the Wifi generated by the S300 Dashcam (Access password: 12345678)
3. Return to the App and press the "+" button to add the camera. (at this point the password is 12345678)
4. Once the camera is added and displays video, press gear icon to enter settings.
5. Insert an SD memory and Select "Format SD" to start recording.
6. After this, you will be able to configure the recording modes.
When finished, the time of the S300 DashCam will be synchronized with the time of your mobile phone.

App Instructions:



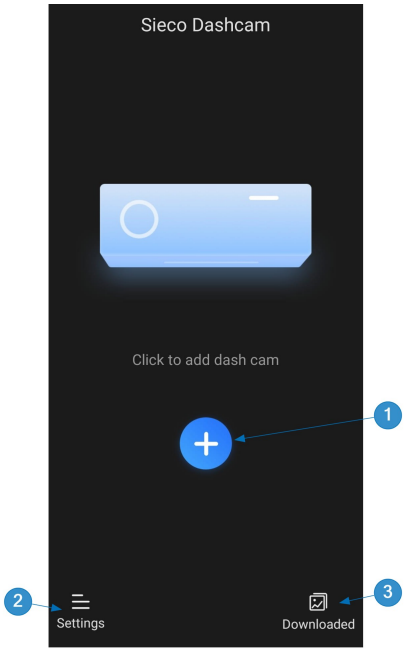

1. Add the DashCam
2. Application Settings
3. Local Gallery



To install the device:
Install and turn on the device, click on "Next Step".

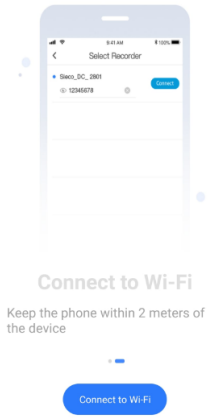

To connect to Wi-Fi, keep your mobile device 2 meters away from the S300 DashCam.
Connect the mobile device to the Wifi generated by the S300 Dashcam (Pwd: 12345678)

General Characteristics

Product name	DashCam – S300
Access to Energy	Connection fuse box with reducing cable
Nominal Voltage	12V
Lens	F37
Product Resolution	1080P 30fps
Video encoding	H.265
Material	Plástico y Aleación de Zinc
Storage Mode	High speed Micro SD card
[Up to 128GB]	(Not included)
Product Features	WiFi Connection
	Integrated App
	1080P FHD Videos
	Night vision
	WDR
	170º wide angle lens
	Loop recording
	24 hour parking monitoring
	G-Sensor
	Hidden Design
Dimensions (L + W + H)	8.5 x 4 x 3.5cm
Weight	350 grams